

**wittich & visser**  
scientific and meteorological instruments

# WIRELESS ANEMOMETER WITH ALARMS FOR CONSTRUCTION SITES AND INDUSTRY

WV410/BAT  
WV410XB/BAT



## FEATURES

- battery powered receiver unit
- up to 1 year battery life
- integrated alarm and pre-alarm warning lights
- built-in audible alarm
- extremely easy mounting due to wireless sensor and magnetic mounting
- up to 500 m range with standard range sensor
- up to 1300 m range with extended range sensor
- back lighted graphic LCD with large numbers
- magnetic mounting (optional accessories)
- Bluetooth output signal for smartphone via free App (WV410XB model)



## FUNCTIONS

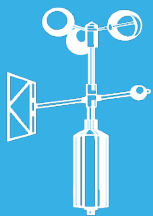
- current wind speed
- wind direction
- bar graph for current wind speed
- bar graph for peak wind speed in last 2 minutes
- alarm and pre-alarm
- 8 h wind speed history graph
- 8 h alarm history graph
- temperature

## APPLICATIONS

- crane applications
  - mobile cranes
  - tower cranes
  - bridge cranes
- lift applications
- all applications where wind alarm is needed

## HISTORY DISPLAYS





# wittich & visser

scientific and meteorological instruments

## COMPATIBLE SENSORS:



WVS 010-1 (standard range WVS sensor)  
WVS 011-1 (extended range WVS sensor)



WVSD 010-1 (standard range WVSD sensor)  
WVSD 011-1 (extended range WVSD sensor)

## ORDERING:

### Display unit

- |   |                      |                                 |
|---|----------------------|---------------------------------|
| 1 | <b>WV410/BAT/D</b>   | display unit                    |
| 2 | <b>WV410XB/BAT/D</b> | display unit, BLE compatibility |

### Sets with sensors included

- |   |                         |   |
|---|-------------------------|---|
| 3 | <b>WV410/BAT/WVS</b>    | display unit, standard range WVS sensor                     |
| 4 | <b>WV410XB/BAT/WVS</b>  | display unit, extended range WVS sensor, BLE compatibility  |
| 5 | <b>WV410/BAT/WVSD</b>   | display unit, standard range WVSD sensor                    |
| 6 | <b>WV410XB/BAT/WVSD</b> | display unit, extended range WVSD sensor, BLE compatibility |



1, 2



3



4



5



6

## OPTIONS

Wind tunnel certificated version available

## OPTIONAL ACCESSORIES

- 1 External antenna with 4 m cable, magnetic mounting
- 2 YAGI antenna

## MOUNTING ACCESSORIES

- 3 Display magnetic mounting assembly



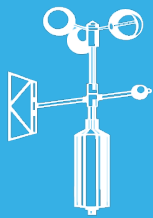
1



2



3



# wittich & visser

scientific and meteorological instruments

## TECHNICAL DATA

<b>Wind speed measurement range:</b>	0,6...50 m/s
<b>Wind direction measurement range:</b>	0°– 359° (6 ° graph resolution)
<b>Temperature measurement range:</b>	-20....+60 °C
<b>Wind speed units:</b>	m/s, km/h, knots, mph
<b>Temperature units:</b>	°C, °F
<b>Data transmission rate:</b>	every 2 sec
<b>Wind speed averaging period:</b>	selectable 2 s, 10 s, 30 s
<b>Wind direction averaging period:</b>	10 s
<b>Wind speed resolution:</b>	0,1 m/s
<b>Wind direction resolution:</b>	6°
<b>Temperature resolution:</b>	1°C
<b>Wind speed accuracy:</b>	+/- 2,5 %, calibration possible in 0,5% steps
<b>Wind direction accuracy:</b>	+/- 2,5°, adjustable offset +/- 180°
<b>Temperature accuracy:</b>	+/- 1°C
<b>Communication frequency :</b>	868 MHZ
<b>Antenna input:</b>	50 Ohm, SMA connector
<b>Range:</b>	
- with standard range sensor	up to 500 m visible distance
- with extended range sensor	up to 1300 m visible distance
- with Yagi antenna	3-4 x nominal range
<b>Battery life - display unit:</b>	up to 1 year
<b>Temperature operating range:</b>	-20 ... +60 °C
<b>Alarms:</b>	adjustable max. alarm red light + continuous sound signal adjustable pre. alarm yellow light + interrupted sound signal
<b>Sound signal (integrated buzzer):</b>	85 dB/10 cm
<b>Dimensions:</b>	150 x 80 x 55 mm
<b>Weight:</b>	230 g (without batteries)

## ADDITIONAL FOR W410XB/BAT

<b>Transmission distance from display unit to smartphone:</b>	up to 30 m
---	------------

Android application requires device with 4.3 OS or newer with Bluetooth BLE.

